

MEENAKSHI ACADEMY OF HIGHER EDUCATION AND RESEARCH (MEENAKSHI UNIVERSITY), CHENNAI

(Declared as Deemed to be University Under sec 3 of the UGC Act 1956)




**REGULATIONS 2011
FOR
POSTGRADUATE SUPERSPECIALITY
DEGREE COURSES
M.CH – UROLOGY**



[Handwritten Signature]
**HEAD OF DEPT
DEPT OF UROLOGY
Meenakshi Medical College & Hospital
Kancheepuram**

SL NO	TABLE OF CONTENTS	PG NO
I	Vision and Mission of Meenakshi Academy of Higher Education and Research	3
II	Vision and Mission of Meenakshi Medical College and Hospital and Research Institute	3
III	Vision and Mission of Department of Urology	4
IV	Program educational objectives (PEO's)	4
V	Program Outcomes	5
VI	Program Specific Outcomes	5
VII	Regulations 2011	6 - 13
	1. Short Title and Commencement	6
	2. Branch of study	6
	3. Eligibility for Admission	6
	4 (a) Duration of the course	7
	4 (b) Posting and training modalities	7
	4 (c) Logbooks and Dissertation	8
	5 (a) Commencement of Examinations	8
	5 (b) General guidelines for conduct of examination	8
	5 (c) Attendance requirement	8
	6. Break of study	9
	7. Syllabus	11
VIII	Program and Course Details	11-13




 HEAD OF DEPT
 DEPT OF UROLOGY
 Meenakshi Medical College & Hospital
 Kanchipuram

**MEENAKSHI ACADEMY OF HIGHER EDUCATION AND RESEARCH
MASTER OF CHIRURGIAE (M.Ch)– UROLOGY
REGULATIONS -2011**

I.VISION AND MISSION OF MAHER

VISION

To be a world-class institution, transforming society through value-based diverse programs and healthcare advancements, leading to the all-around development of human resources, knowledge, innovation, entrepreneurship, and research.

MISSION

To become an institute of eminence by developing world-class professionals in the field of healthcare, science, liberal arts, technology and research with a focus on the societal good.

To create an enabling state-of-the-art infrastructure, intellectual capital and provide best-in class learning experience with a freedom to innovate and invent.

To foster values and ethics so as to develop students and learners into responsible citizens of the Nation and the world.

**MEENAKSHI ACADEMY OF HIGHER EDUCATION AND RESEARCH
MASTER OF CHIRURGIAE (M.Ch)– UROLOGY
REGULATIONS -2011**

II.VISION AND MISSION OF MMCHRI

VISION

To provide global leadership in human development, excellence in education and quality health care.

MISSION

To train competent, compassionate and caring physicians through excellence in teaching, patient care and medical research


**HEAD OF DEPT
DEPT OF UROLOGY
Meenakshi Medical College & Hospital
Kancheepuram**

**MEENAKSHI ACADEMY OF HIGHER EDUCATION AND RESEARCH
MASTER OF CHIRURGIAE (M.Ch)– UROLOGY**

REGULATIONS -2011

III. VISION AND MISSION – DEPARTMENT OF UROLOGY

VISION

To provide convenient access to highest quality, cost effective, comprehensive care & provide best outcome and patient experience.

MISSION

To increase patient access while continuing to improve work environment by nurturing our staff through education.

**MEENAKSHI ACADEMY OF HIGHER EDUCATION AND RESEARCH
MASTER OF CHIRURGIAE (M.Ch)– UROLOGY**


REGULATIONS -2011

IV. PROGRAM EDUCATIONAL OBJECTIVES (PEO's)

PEO 1 Acquisition of knowledge: The student will be able to explain clearly concepts and principles of Urology. The student will also be able to explain the disease evolution and management protocols at each stage. She/he will be able to observe and assist in urologic surgeries, in addition to clinical OPD procedures.

PEO 2 Teaching and training: The student will be able to effectively teach postgraduate students in medicine so that they become competent healthcare professionals and able to contribute to training of postgraduate trainees.

PEO 3 Research: The student will be able to carry out a research project (both basic and clinical) from planning to publication and be able to pursue academic interests and continue life-long learning to become more experienced in all the above areas and eventually be able to guide postgraduates in their thesis work.


**HEAD OF DEPT
DEPT OF UROLOGY
Meenakshi Medical College & Research
Kancheepuram**

PEO 4 Critical thinking skill: The student will be able to evaluate and manage the difficult situational cases and become competent in early management of such cases. They will be able to co-ordinate with super-specialty consultants and follow protocols based on the cases

V. PROGRAM OUTCOMES (PO's)

PO 1: A Clinician, who understands and provides preventive, promotive, curative, palliative and holistic care with compassion

PO 2: A Leader and member of the health care team and system

PO 3: A Communicator with patients, families, colleagues and community


PO 4: A Lifelong learner committed to continuous improvement of skills and knowledge

PO 5: A Professional who is committed to excellence, is ethical, responsive and accountable to patients, community and the profession

VI. Program Specific Outcomes

PSO 1 Technical skill: The student will be able to assist and perform day-care, minor, major and emergency (Diagnostic & therapeutic) individually under the supervision of senior faculty.

PSO 2 Professional skill: Recognize conditions that may be outside the area of his specialty/competence and refer them to the proper specialist


HEAD OF DEPT
DEPT OF UROLOGY
Teenakshi Medical College & Hospital
Mangalore

MEENAKSHI ACADEMY OF HIGHER EDUCATION & RESEARCH
(Deemed to be University), Chennai
REGULATIONS OF POSTGRADUATE SUPER SPECIALITY DEGREE COURSE
M.CH - UROLOGY

In the exercise of power conferred by Board of Management, Meenakshi Academy of Higher Education and Research (Meenakshi University), Chennai form the regulations for the P.G. Super Specialty courses as follows.

1. SHORT TITLE & COMMENCEMENT


THE REGULATIONS SHALL BE CALLED AS THE “REGULATIONS FOR D.M/M.CH” POST GRADUATE SUPER SPECIALITY DEGREE COURSES OF MEENAKSHI ACADEMY OF HIGHER EDUCATION & RESEARCH also known by abbreviation MAHER.

The regulations will come into force from the academic year 2011-2012. The regulations and syllabi are formed under the above Regulations and are subject to modification by the Academic Council of the University from time to time

2. AIMS & OBJECTIVES

At the end of the course the student should have acquired

1. Broad understanding of Principles of Basic Medical Sciences related to his/her speciality.
2. Ability and skill to perform and interpret, investigative procedures related to their speciality.
3. Skills in clinical diagnosis, planning of investigations and manage common conditions in their specialities by relevant current therapeutic measures.
4. To be competent to make independent decisions in emergencies and to perform procedures to manage the emergencies.
5. Competence in the management of intensive care of their speciality including the working knowledge of all the gadgets; instruments and equipments handled in the critical care wing of their speciality.
6. Ability to critically review published literatures, interpret data and update latest developments.
7. Ability to make the best use of latest information technology in academic endeavors.
8. Competence to train undergraduate and postgraduate medical students as well the nursing and paramedical students with regard to their speciality.
9. Ability in decision making for medical interference & inter departmental references.
10. Ability to conduct research.
11. Ability to organize and start the speciality in the future.


HEAD OF DEPT
DEPT OF UROLOG
Meenakshi Medical College & Hospital
Kanchdepuram

3. Branch of Study

M.Ch.

Branch-I Urology

4. ELIGIBILITY FOR ADMISSION

M.Ch. (Branch - I)

M.C.I. recognized Postgraduate degree in Surgery and D.N.B Surgery).*

*With regard to the eligibility of D.N.B. candidates; the M.C.I. guidelines as and when issued only will be followed.

The candidates who seek admission to the Super Speciality Courses in MAHER; if they are graduated in P.G. from any colleges other than constituent college of MAHER (at present Meenakshi Medical College and Research Institute, Enathur) they should obtain ELIGIBILITY CERTIFICATE from MAHER before seeking admission. Every candidate admitted to the course should register with the University within six months of admission.

The upper age limit for admission is 50 years. Last day of September is taken as cutoff date for calculating the upper age limit since that happens to be last cutoff date for the wait listed candidates as per the MCI norms.

5. (a) DURATION OF THE COURSE

The admission shall commence on the 1st Day of August. Last date for admission for the wait listed candidates is 30th September.

The duration of the course is 3(Three) completed years including the examinations at the end of third year in the month of August.

The academic year shall commence on the 1st day of August. Each academic year is divided into two academic terms of six months each August 1st to January 31st one term, February 1st to July 31st the other term, the entire period of training is spread over six academic terms each term consisting of six months. Each candidate shall complete 3 academic years spread over six academic terms. No waiver shall be given for the duration of the courses for any sort of previous experience or any other Diploma or Degree or any Fellowship or any Honours.

5. (b) POSTINGS AND TRAINING MODALITIES

The candidates shall be trained in their speciality as per the syllabus prescribed under each speciality. The H.O.D. shall divide the programme suiting the norms and practical application. The students at the discretion of the H.O.D. of the Department; may be sent to the other centers of excellence connected with their speciality by drafting the academic schedule with the permission of the Dean. Training in Medical audit, Health Economics, Health Information System, Basics of Statistics, Exposure to Human Behavior Studies, Pharmaco Economics and introduction to Linear Mathematics should be imparted to the students preferably in the first academic term with the


HEAD OF DEPT
DEPT OF UROLOGY
Meenakshi Medical College & Hospital
Kancheepuram

Hospital Administration experts. (vide M.C.I. regulation amended up to December 2010-Rule 13-7).

Every candidate should go training for one month in Paediatric Urology, 15 days for advance Robotic training and 15 days in renal Transplant in prestigious institute.

Every Speciality postgraduate student should be motivated to present short papers in national conferences; atleast one paper a year. They should also publish at least two articles in reputed journals during their 3 years period of training. These activities should be documented in their logbooks. H.O.D. should pay due weightage while assessing their logbooks for award of marks at the time of Internal assessment.

5. (c) Logbooks & Dissertation

Every candidate should maintain serial of certified logbooks in which he shall document date wise all the academic activities, procedure done, assisted, Interesting and rare case record, Journal Club details, Papers presented and published, Online Medical Search Activities and Literature Reviews. These logbooks should be periodically scrutinized by the Unit Head /H.O.D. and these books have to be submitted to the Examiners at the time of practical examinations.

In respect of P.G. Degree courses in broad specialities, it was resolved to the effect that a postgraduate student in broad specialities would be required to present one poster presentation, to read one paper at a national/state conference and to present one research paper which should be published / accepted for publication / sent for publication during the period of his postgraduate studies so as to make him eligible to appear at the postgraduate degree examination. It was also resolved to implement the above decision from the academic year 2016-2017(Ref: MAHER/299/2017).

6. (a) COMMENCEMENT OF EXAMINATION

The Examination shall be conducted at the end of third academic year. There will be four papers for every speciality out of which Paper-I will be on Basic Medical Sciences and Paper-4 will be on Recent Advances. Both the papers related to their speciality. Rest of the two Papers will be with regard to their Subjects.

(b) GENERAL GUIDELINES FOR THE CONDUCT OF THE EXAMINATION

Theory Examination

Basic Examination pattern shall consist of four written papers in Theory as per the above guidelines. Maximum mark for each paper will be 100. It is suggested to have two sections Section A and B in each paper. Each section may contain the questions as follows.


Section A

Essay 1 x 20 =20

Short Notes 3 x 10 = 30

Section B

Essay 1 x 20 =20


HEAD OF DEPT
DEPT OF UROLOGY
Meechakshi Medical College & Hospital
Mangalore

Short Notes 3 x 10 = 30

Total 100 x 4 Papers = 400marks

(Separate minimum of 200/400 should be secured in all papers put together for a pass).

Clinical Examination including ward rounds

Clinical/Practical Examination including ward rounds which shall be customized for each speciality for Maximum 300 marks and separate 50% minimum marks should be secured for pass.

Internal Assessment and Orals

Five Theory and Practical Examinations shall be conducted during the period of 3 year course at the end of 9;15;21;27 & 33 months. Best of 3 examination marks each of 25 maximum totaling 75 marks are taken for consideration for the award of internal assessment marks. 25 marks are awarded for hand written logbook by the Unit Head in consultation with the Head of the Department and the mark is added to internal assessment. Oral Examination will be conducted along with the clinical Examination and it will be customized by each speciality. The candidate should secure separate 50% minimum out this total 200 marks, which includes 100 marks for internal assessment and 100 marks for orals.


The marks obtained in the clinical examination and internal assessment will be included with theory marks. The pass will depend upon securing 50% minimum.

Every speciality Board shall decide the customized pattern of Examination without deviating from the General Guidelines.

Written (Theory) 4 Papers	Maximum Marks	Minimum for a Pass
	400	200
Clinical Examination, Orals Including Ward Rounds	300	150
Internal assessment and Logbook	100	50
Total	800	400

6 (c) Attendance Requirements and other related subjects to the Examination.

- ❖ The candidate should produce 90% attendance in total for the entire period of training. No condonation of attendance shall be entertained.
- ❖ The candidate should have secured 50/100 in the internal assessment.
- ❖ The candidate should produce the evidence for the fulfillment of the requirement as mentioned in the section of 5(c) thesis/dissertation.
- ❖ Total number of appearances are 5 (Five)


HEAD OF DEPT
DEPT OF UROLOG
Mannakshi Medical College & Hospital
Kanchi

If the candidate does not pass the Examination in 3 (Three) attempts; he shall do refresher course for a period of six months in the same institution under the unit chief. The Dean of the Institution in consultation with the HOD shall give the posting in the beginning of academic term either in August or in February. At the end of the refresher course the candidate should obtain a certificate of satisfactory completion of the training from the concerned HOD and submit the same through the Dean to the Controller of Examinations to become eligible for subsequent two attempts of the Examinations.

- ❖ Question Papers including Basic Medical Sciences shall be set by External Examiners belonging to the same Speciality.
- ❖ The answer papers shall be corrected by two sets of examiners and the average shall be calculated for each paper. The Controller of Examination with guidance of the Vice Chancellor shall decide the intricacies of setting of question papers and valuation of answer papers especially when the mark is more than 10 for the same paper between the two examiners correcting the same paper.
- ❖ There won't be revaluation of papers after declaration of results but re-totalling may be permitted at the request of the aggrieved candidate.

7. Break of study

Any candidate who is absent for a continuous period of 30 days or less may be readmitted to the course by the Dean if he is satisfied that the period of absence is due to justifiable reasons.

If the period of absence is more than 30 days but less than 3 years the candidate shall apply to the Registrar, MAHER through the Dean with recommendation from the Unit Chief and HOD. His absence may be condoned after levying a fee for condonation provided the request is justifiable. Vice Chancellor's decision is final with regard to condonation.


If the period of absence is continuously more than three years, the candidate's registration for the course stands cancelled.

Branch – I

M.Ch. UROLOGY

It will cover wide spectrum of the diseases of Urogenital system and retroperitoneum. Apart from the clinical aspect of these subjects, candidate has to acquire in depth knowledge of the related subjects like Applied Anatomy, Embryology, Physiology, Bio-chemistry, Pharmacology, Pathology, Genetics and Immunology.

1. Anatomy and Embryology of Genito Urinary tract, adrenals and retroperitoneum.


HEAD OF DEPT
DEPT OF UROLOGY
Aeerakshi Medical College & Hospital
Kanchi

2. Applied Physiology and bio-chemistry, Immunology, Microbiology and genetics pertaining to Urology.
3. Investigative Urology and Genito Urinary radiology and imaging including nuclear medicine.
4. Male infertility, andrology, microsurgery and urological endocrinology.
5. Sexual dysfunction – investigations and management.
6. Peri operative care, management of urological complications and care of the critically ill patients.
7. Urodynamics of bladder and urethral dysfunction due to all pathologies.
8. Genitor Urinary trauma.
9. Urolithiasis – medical, bio-chemical and surgical aspects – open Surgical and endourological procedures.
10. Uro – Oncology – Adult and Paediatric.
11. Reconstructive Urology
12. Paediatric Urology – congenital malformations and acquired diseases.
13. Urinary tract infection.
14. Obstructive Uropathy.
15. Renal transplantation (including transplant immunology. Medical and surgical aspects).
16. Renovascular hypertension
17. Gynaecological Urology
18. Operative Urology – Open, endoscopic and laparoscopic.
19. Endourology – Establishment of Percutaneous nephrostomy (PCN), Stenting both antegrade and retrograde, Ureterorenoscopy (URS), Percutaneous nephrolithotripsy (PCNL), Extracorporeal shock wave lithotripsy (ESWL) and retrograde intrarenal surgery (RIRS).
20. Diathermy, lasers, fibre optics, instruments, catheters, endoscopy etc.,
21. Retroperitoneal diseases and management.
22. Medical aspects of the kidney diseases – Nephrology as applied to Urology.
23. New modalities in management of urological diseases.
24. AIDS
25. Sexually transmitted diseases (STD)

Recommended list of books:

1. PEDIATRIC UROLOGY
2. TEXTBOOK OF ENDOUROLOGY, WITH DVD ROM.VOL. 1 & 2
3. ATLAS OF UROSURGICAL ANATOMY
4. SURGERY OF THE PROSTATE
5. CLINICAL UROGRAPHY, VOL.1,2,3
6. UROLOGICAL EMERGENCIES : A PRACTICAL GUIDE
7. COMPLICATIONS OF UROLOGIC SURGERY PREVENTION
8. UROLOGICAL PATHOLOGY



HEAD OF DEPT
DEPT OF UROLOGY
Meenakshi Medical College & Hospital
Menchinguram

9. UROLOGY REVIEW
10. LIANG UROLOGIC SURGICAL PATHOLOGY
11. ATLAS OF MALE GENITOURETHRAL SURGERY: THE ILLUSTRATED GUIDE
12. PRACTANEOUS RENAL SURGERY
13. HAND BOOK OF UROLOGY
14. OXFORD HANDBOOK OF UROLOGY
15. STENTING THE URINARY SYSTEM
16. UROGENTIAL ULTRASOUND
17. CARCINOMA OF THE KIDNEY & TESTIS AND RARE UROLOGIC

PATTERN OF EXAMINATION

Theory – 4 paper, 100 marks each Duration: Three hours each

Course code	Course	Marks allotted
1421	Basic Science applied in Urology	100
1422	General Adult & Paediatric Urology	100
1423	Regional Systemic Urology	100
1424	Recent Advances in Urology	100

DISTRIBUTION OF MARKS: ***

Two Essay 20 Marks each (20 x 2)	40 Marks
Six Short 10 Marks each (10 x 6)	60 Marks
Total	----- 100 Marks



HEAD OF DEPT
DEPT OF UROLOGY
 Jeenakshi Medical College & Hospital
 Kancheepuram

PRACTICAL/CLINICAL AND ORAL EXAMINATION:

	<u>NO. OF CASES</u>	<u>DURATION</u>	<u>MARKS</u>
LONG CASE	ONE	One Hour	100
SHORT CASE	TWO	One Hour (30minutes each)	100
WARD ROUNDS	FOUR (Minimum)	One Hour	100
		TOTAL	300
Oral / Viva Examination			100
		TOTAL	400

Note: Note More than three candidates will be examined in practical examination per day.

MARKS QUALIFYING FOR A PASS:

	Maximum Marks	Marks Qualifying for a Pass (50%)
Theory	400	200
Clinical	300	
Oral	100	200
	800	400
Aggregate	800	400


**HEAD OF DEPT
DEPT OF UROLOGY
Meenakshi Medical College & Hospital
Kancheepuram**